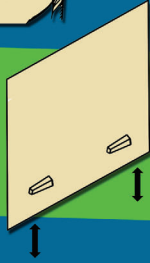
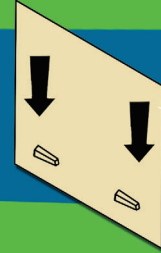


Golden Rules For CHEMICAL FUME HOODS




1. Make sure the hood is working.

2. Keep the sash down except when working in the fume hood.




3. Raise the sash only the minimum needed to perform the work.

4. Work six to eight inches inside the plane of the sash.



5. Keep hood area clear and rear vent unobstructed.

6. Raise equipment off hood deck. (Use PVC pipe donuts, not wood.)



7. Remove flammables and unnecessary stuff.

8. Understand the limitations.



9. Check / inspect operation at least annually, sash cables every 2-3 years.

10. Wear proper personal protective equipment (PPE).



11. Run cords, cables and tubing under the air foil.

12. Move arms slowly in and out of the hood.